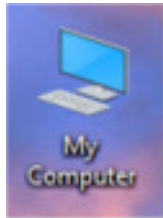
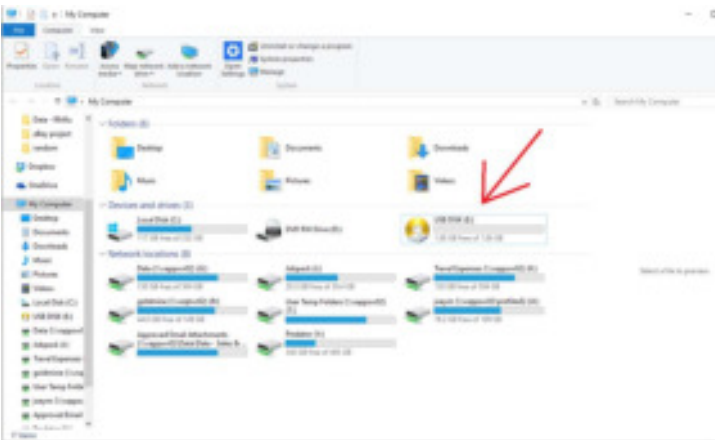




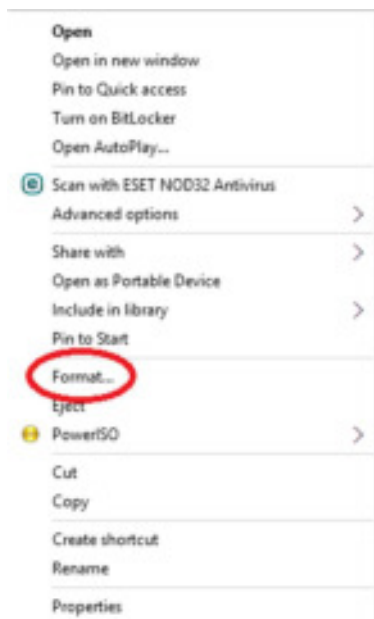
1. Make sure your USB stick is 2gb or less; this is the maximum FAT16 partition size.
2. Navigate to My Computer and double-click it.
 - a. This is also sometimes called “Computer” or “This PC”:



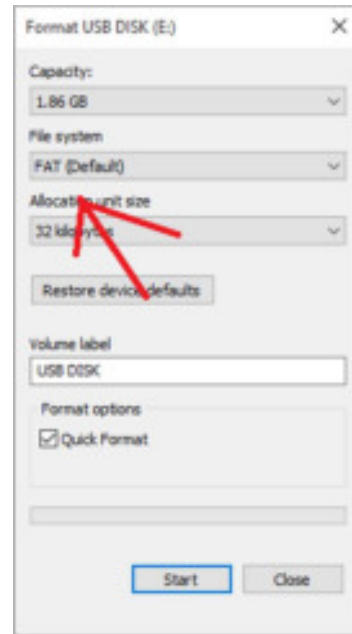
3. Right-click on your USB drive:



4. Select “Format...” in the context menu:



5. Set the drive to be formatted as “FAT-16,” also sometimes called “FAT” (not “FAT-32”).



6. Once formatted, the USB drive should work properly in your Floppy Emulator.